



CMA Parent Information and Q&A session

Re-opening 2020-2021



Request for HELP/ Solicitud de AYUDA

Please contact the school to provide your most recent contact information (for example, phone number, e-mail, and address)

Póngase en contacto con la escuela para proporcionar su información de contacto más reciente (por ejemplo, número de teléfono, correo electrónico y dirección)



Learning Options Plan

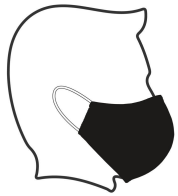
Plan B Plus Remote	Full Remote Academy
<p data-bbox="59 527 937 612">Once CMS returns to plan B, Students attend school in person when allowed by the Board of Education.</p> <p data-bbox="59 672 511 710">No parental action needed.</p> <p data-bbox="59 770 927 901">Assigned days to attend with only part of the school in attendance. No full classrooms. (3 one week rotations)</p>	<p data-bbox="977 527 1827 658">Student stays home full time to continue remote learning through the first semester regardless of CMS return to Plan B.</p> <p data-bbox="977 718 1804 805">Enrollment is for the entire semester (December 2020)</p>



Daily Safety Measures



Staff and student temperature checks
Symptom Screening Checklist daily



Masks provided for all staff and students



One Way Entrance and Exit
Hallway Directions



Safety Precautions

Increased cleaning and sanitations throughout the building

Free standing sanitation stations in high traffic areas

Supplies for symptom screenings (thermometers, gloves)

Designated areas for any student with a temperature or symptoms


Disinfectant wipes for all teachers

Floor markings throughout the building (arrows)

Arrival Details



Staff and student temperature checks
Symptom Screening Checklist daily



Grab and Go Breakfast



Wash & Sanitize Hands

**What will an Instructional Day
look like in 2020-2021 on B+
Remote/ Full Remote
Academy?**

Day 1

(week 1 elementary)

Orientation



Framework and guidelines will be provided from district

- **Will be planned with input from leaders, teachers, families**
- **Onboarding with students remotely**
- **Could include but not limited to:**
 - Teacher and student introduction
 - Social-Emotional Check-in
 - Training on how to use the technology and access remote (Canvas)
 - Expectations and procedures
 - Deployment of technology/materials as needed
 - Safety procedures & expectations (wearing mask, social distancing)

Please provide your input on what you would like to see!



What will the Instructional Day be like?

- We will remain on our same bell schedule, students will work through a full day of learning
 - SEL
 - Core Content
 - Electives
- All students will engage in Orientation Activities
- Students will have opportunities when not on campus to engage in both synchronous and asynchronous learning via Canvas



Instructional Support and Expectations

- Take home kits of school supplies and content specific materials to support remote learning will be available for pick up on Thursday 8/13 9-11 and 1-3 on the bus lot
- Attendance will count. Students will attend school for a full school day engaging in both live and independent work sessions through canvas.
- Students will earn grades and receive regular feedback from teachers.
- We will provide you with a school wide behavior matrix to support students with remote work expectations
- You will continue to receive calls and supports from our Licensed support staff and Behavior Support Technicians.
- We will provide opportunities for students to socialize and continue to work on social skills through virtual clubs and a virtual school store.

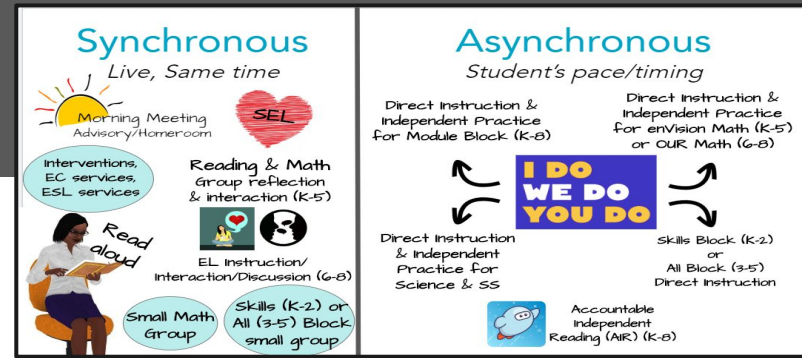
Modalities of Instruction

Synchronous Instruction

- Opportunity for students to own the lift of engagement through meaningful speaking and listening opportunities
- Interacting and engaging simultaneously with peers and teacher
- Ability for students to engage in discussion, push thinking, receive feedback
- Opportunity to build class community
- Opportunity to build SEL skills

Synchronous  Direct Instruction

★ 25-30 minutes per course per day for synchronous learning



Asynchronous Instruction

- Benefit to increase access and close gaps
- Master teacher delivering content through short video clips
- Self paced- Students can take a break and come back and rewind or rewatch if they don't understand something
- Teachers can monitor student participation feedback and analytics on canvas to see if they are engaged
- Parents have access to the content and can support

Canvas is an Online Learning Management Software Program. It streamlines classroom work to one location where teachers can post and grade assignments, and students can complete work and receive feedback from teachers.

CANVAS Family Support

CANVAS: External Resources for Families & Community

STEP 1. Download the Canvas Parent App



The Canvas Parent App helps parents to:

- Check assignments and due dates.
- View grades in the course.
- Get email updates.
- Communicate with the instructor.

STEP 2. Learn how to pair the Parent App with the Student by going to this link: bit.ly/CMSCSP2

STEP 3. Learn about the functions within the App by going to this link: <https://cms.instructure.com/courses/355653>

Canvas Parent Support information will be on the CMS website soon in five additional languages:

- Spanish
- Burmese
- French
- Nepali
- Portuguese

Schedule for Canvas Family Session:

August 10th 6:00 pm-7:00pm

Sign Up Here(English):
bit.ly/CANVASCONNECTS

August 12th 8:00 am-9:00am

Sign Up Here (Spanish):
bit.ly/SPCANVASCONNECT

August 14th 12:00pm-1:00pm

Flyer for Families: [English](#) [Spanish](#)

Charlotte-Mecklenburg Academy Plan C - Remote Learning Master Schedule

	High School	Middle School	Elementary School	Elective Areas		
8:00-8:45	AM Homeroom/ SEL					
1st block 8:50-10:05	SEM 1: Fnd. Eng. I, Fnd. Eng II, Eng. II, Bio (OCS), Am Hist I,	SEM 2: Eng I, OCS Eng, Bio, Am Hist 2,	Math/ ELA (30 synchronus/ 30 asynconus plus brain break and individual check-ins)	8:50-9:35	Math/ELA synchronus plus 5 minute brain break	CTE: Project Mmgt, Multimedia & Web Page Design; Planning - Art/Music/PE
				9:35-10:20	Math/ELA synchronus plus 5 minute brain break	
2nd block 10:10-11:25	SEM 1: Eng. III, Journalism, Fnd. Math I, Fnd. Math II, Civics, OCS Prep	SEM 2: Eng. IV, Math II, AfAM Stds, World Hist, OCS Prep	Elective Rotation/ Planning	10:20-10:40	small group synchronus/asynconus work time	
				10:45-11:05	small group synchronus/asynconus work time	
				11:10-11:30	small group synchronus/asynconus work time	
11:30-11:55	Lunch					
3rd block 12:00-1:15	SEM 1: LearnLab, Math III/IV, Earth Sci, GH Bio, World Hist, OCS Financial Mgmt	SEM 2: Eng. II, fn. Lang, Math I, Phy Sci, Bio, OCS labs	Math/ ELA (30 synchronus/ 30 asynconus plus brain break and individual check-ins)	12:00-1:00	Electives +10 minute brain break/ Planning	Elem. Electives/ CTE planning
				1:05-1:20	Independent reading	
4th block 1:20-2:35	High School Electives/ Planning		Science and Social Studies A day/ B day and Project Lit (Fridays)	1:20-2:00	science/social studies	HS Electives
				2:00-2:35	individual check-ins/ intervention	
2:40-3:00	Individual check-ins/ intervention					



Suggestions to continue to Improve our collaboration

- [Remind App](#) - This purchase is in process and will be used to maximize two way communication
- Additional Zoom sessions for parents including an orientation session closer to the start of school for how to access canvas and other FAQs
- Regular teacher/ student interactions
- Student clubs and opportunities for remote social interaction
- Sensory support through take home sensory kits - includes stress reduction supports, fidgets, visual timer, etc. (order in process)

Questions/Discussion : What Do you need from us?

- 1. Preparing to start the year**
- 2. Orientation**
- 3. Throughout remote learning**